


# WDW Travel Guys Guide

## For Using Disney Genie and Disney Genie+

---



Disney Genie is the much anticipated planning service that will include a replacement for the Disney FastPass system. Think of the Genie in two parts: Disney Genie and Disney Genie+.

**Disney Genie** is a FREE service that is included with your ticket purchase that allows guests to get the most out of their day at the parks. It is accessible through the Disney app and will show updated wait times for attractions and shows, showtimes, parade times, firework times, restaurant information, and will allow you to place mobile orders. It will allow guests to create customized itineraries and will show recommendations for attractions and restaurants based on information provided by the guest. The service will also allow guests to join a virtual queue and check into restaurants for reservation times.

**Disney Genie+** is a paid service (\$15 per guest per day) that will allow guest to make selections similar to the FastPass system once used in all Disney World parks. Most attractions are available for guest to reserve times and guests will use the new Lightning Lane to enter the attraction que. This can be purchased directly through the Disney app.

**Individual Lightning Lane** - Guest will also have an option to purchase individual pay per ride Lightning Lane passes for attractions not listed on the Genie+ list. This is typically the 2 most popular attractions in each park. This service will transfer with guest as they park hop through their day, but guest can only book 2 individual pay per ride passes per day. These can be purchased directly through the Disney app.


**WDW Travel Guys Tip:** Through our park research we felt that if your budget allows, purchase *Disney Genie+* for Magic Kingdom and Hollywood Studios only. We also feel that *Individual Lightning Lane* purchases for Rise of the Resistance in Hollywood Studios and Flight of Passage in Animal Kingdom were valuable if your budget allows due to saving time in the parks since lines at those specific attractions can be hours long. We must stress that this is only if your budget allows. You can still have a great day visiting the parks utilizing our custom itineraries and the FREE Disney Genie service.

# Disney Genie and Disney Genie+ Guide

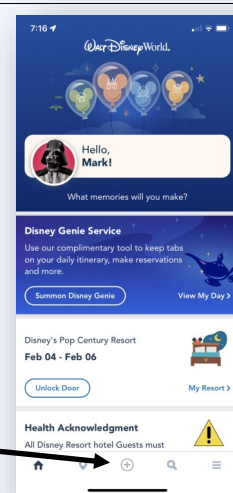
*(and Individual Lightning Lane info)*

## Let's Get Started!

1. Download the **Disney Parks app** to your mobile phone or device or visit MyDisneyExperience.com.

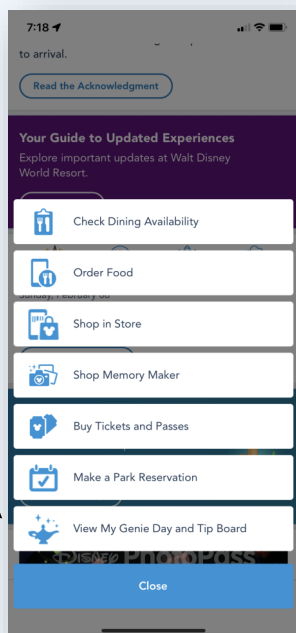


2. You will see a screen similar to the one shown here. This is the main page of the app and where you will not only see your linked reservations, but you will also begin to plan your Disney Genie and Genie+ days.

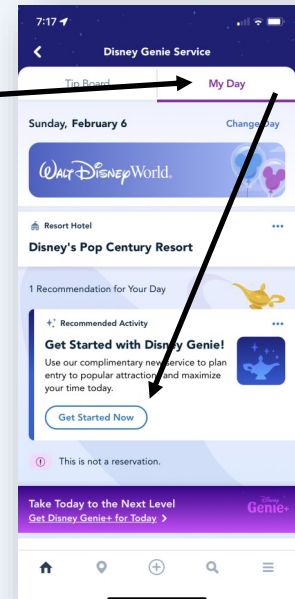


3. After you have familiarized yourself with the basic home screen on the app, you would then click on the + icon at the bottom of the screen.

4. This will open and you can click on the "View My Genie Day and Tip-Board"



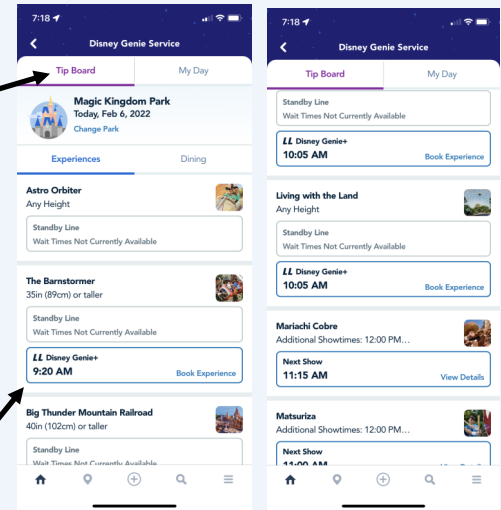
5. You then select the "My Day" tab at the top and follow all the prompts and questions about your Disney preferences for rides, shows, dining, character meets, and some general questions about what you and your family want to experience during the day.



1. Disney Genie is the FREE Itinerary Builder and will provide wait times for rides, wait times, for restaurants. It is a useful resource that is TOTALLY FREE!
2. Disney Genie+ is not required! It is \$15 a day per person and will allow you to book Lightning Lane passes to most attractions. You can purchased directly through the Disney app!
3. Individual Lightning Lane is another option but is not required. These attractions are NOT included in the Disney Genie+ purchase, but are purchased separately and the prices range. You can purchase up to 2 Individual Lightning Lane attractions per day. (Please see notes on Page 1 of this guide for more information)

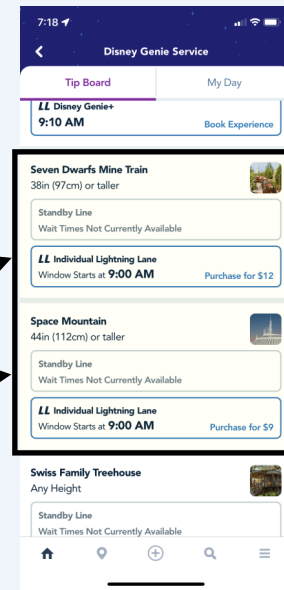
6. Once you click the “Get Started” button the app will link your tickets (or ask you to link) and you will begin choosing the specific experiences you would like for that day in that park. (You only can make those choices for the park you have a reservation, not for a park you may hop to later in the day.)

This is how Disney builds your personalized itinerary for the day.



**If you have purchased the Disney Genie + (add-on)**

Once you have set up the preferences for your day, you can view the “Tip Board”. This is where you can begin making Individual Lightning Lane passes started at 7:00am of the day of your reservation. Once the park is open, you will be able to click



**NOTE:** Individual Lightning Lane Purchases are listed in the app. If you have your credit card linked, you will be able to purchase very easily.

Disney Genie service also provides other free services like photo filters and the Audio Tales which are great to listen to while in line. Make sure to check these additional features out!

